

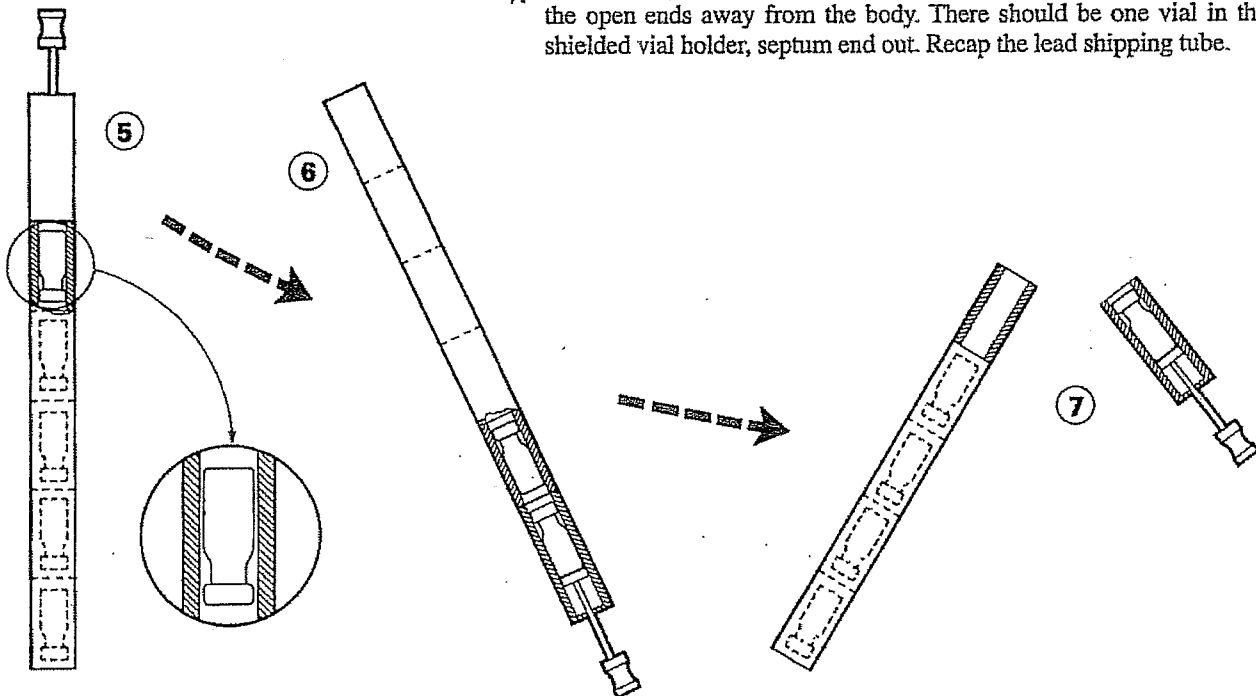
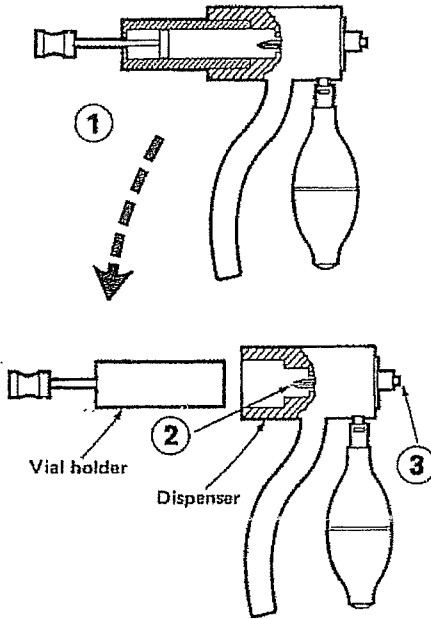
**Lantheus Medical Imaging, Inc.**

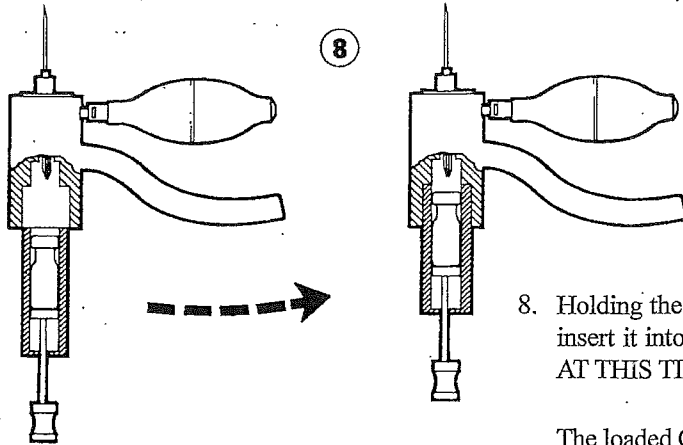
331 Treble Cove Road, N. Billerica, MA 01862 USA  
Telephone: 800-362-2668; Mass. & International 978-667-9531

**Operation Instructions for  
CALIDOSE™ DISPENSER  
for use with Xenon Xe 133 Gas**

**LOADING**

1. Separate shielded vial holder from dispenser.
2. Check Huber point needles inside the dispenser body to ensure that they are not blocked (if necessary, clean by pushing a fine wire through needles).
3. Attach a hypodermic needle (or other connector) securely to Luer Lock fitting on front end of dispenser.
4. Remove the cap of the Xenon Xe 133 lead shipping tube, being careful to point opened tube away from body.
5. Place the open end of the shielded vial holder tightly against the open end of the shipping tube.
6. Simultaneously invert both to allow one vial to slip from shipping tube into shielded vial holder.
7. Carefully separate the pieces as shown in figure, being certain to point the open ends away from the body. There should be one vial in the shielded vial holder, septum end out. Recap the lead shipping tube.

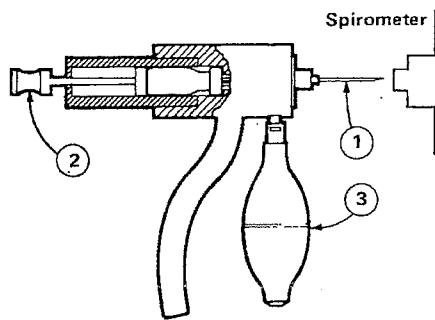




8. Holding the shielded vial holder upright (and pointed away from body), insert it into the dispenser until seated. **DO NOT PUSH PLUNGER IN AT THIS TIME.**

The loaded CALIDOSE™ Dispenser is now ready for use and can be put aside until needed. Note that appropriate radiation protection precautions should be taken with loaded unit.

### USING



1. Affix the CALIDOSE™ Dispenser to a spirometer or related breathing apparatus.
2. Puncture septum of loaded vial by pushing plunger into dispenser.
3. Immediately squeeze the rubber bulb, and then release.
4. Detach CALIDOSE™ assembly from breathing apparatus.

### STORING

Remove vial holder from dispenser. The used vial should no longer contain enough residual Xenon Xe 133 to cause any additional radiation exposure to the operator. Once confirmed that the vial has been emptied of its contents, it may be removed by hand for disposal as low level radioactive waste. Replace vial holder in dispenser for easy storage.

### STATEMENT

This CALIDOSE™ Dispenser is a device protected by U.S. Patent 3,848,773, and Canadian Patent 999,263 Patented 1976. It is to be used solely for the purposes of dispensing Lantheus Medical Imaging, Inc. Xenon Xe 133 gas.

## Lantheus Medical Imaging, Inc.

331 Treble Cove Road, N. Billerica, MA 01862 USA

CALL TOLL-FREE: 800-362-2668

(In Massachusetts and International: 978-667-9531)